

HDC-9000N/PF Huvitz Digital Chart

SPECIFICATIONS

LCD Type	24-inch Color TFT-LCD (Only HDC-9000/PF supports the polarized panel)
Resolution	1920 x 1080 pixels
White Luminance	300 cd/m ²
Chart Window Size	531.4mm(H) x 298.9mm(V)
Power Supply	Input: AC100-240V, 50/60Hz Output: +DC12V, 7.08A
Power Consumption	80VA
Dimensions	568mm(W) x 346mm(H) x 80mm(D) / 6.1kg
Remote Controller Size	64mm(W) x 195mm(H) x 21mm(D) / 160g
Working Distance	1.5m~6m (0.1m step)
Connections	Audio, USB, HDMI, CAN, RGB
Communication	Wire (CAN) – HDR-7000 can be integrated. / CDR-3100 can be integrated. Wireless (IR) – Remote controller and HDR-7000 can be integrated.
Mount Type	Wall mount type
Optional Accessories	Desk Stand, Floor Stand, RG glasses, Polarized glasses
Charts	Landolt C, Letter, Number, Snellen E, Children, Russian, Hiragana Functional charts (Red/Green, Cross Cylinder, Binocular Balance, Fusion and Suppression, Heterophoria, Aniseikonia, Stereoscopic Vision Test, etc.)
Mask Filter	Letter, Horizontal Line, Vertical Line, Red/Green Filter
User Menu	Video and Image mode Slide show Contrast Sensitivity Background Luminance Red/Green Balance Compensation for Red/Green Filter Random Function Space Interval of Optotype Chart Background Reverse
Special Tests	Color Vision Test Hue Test Contrast Sensitivity Test Saccadic Eye Movement and Ocular Pursuit Training Stereoscopic Vision Test Vergence Test, Hue Test, Amsler Test
Others	HRK-8000A can be connected with HDC-9000/PF via HDMI.



Designs and details can be changed without prior notice for improvements.



Huvitz Building 689-3, Geumjeong-dong
Gunpo-si, Gyeonggi-do, 435-862, Korea
Tel : +82-31-442-8868
Fax : +82-31-477-8617
http : // www.huvitz.com

Distributed by

A great variety of charts and vision test procedures bring you the most accurate prescription!
The most complete variety of Huvitz LCD Charts and Optotypes System, HDC-9000N/PF,
now in Full HD technology.

High Resolution Polarized LCD Visual Acuity System HDC-9000N/PF

High Resolution 24" LCD Chart

This high resolution (1,920x1,080 pixels) 24" Color TFT-LCD with polarized panel supports more precise visual acuity testing.
The white background with a brightness of 300cd/m² will help carry out even more precise and efficient visual acuity testing.

Polarized Charts and Stereoscopic Vision Test

Several types of visual acuity and function tests are provided including the binocular balance test, stereoscopic vision test and heterophoria / heterotropia tests by the use of this state of the art technology with the polarized LCD panel.

Comprehensive Test Range

High resolution LCD allows you to see the smallest size charts and optotypes without distortion and provides a comprehensive test range with the visual acuity charts.

Selectable Working Distance

Working distance can be adjusted according to the testing environment at the user's convenience.
Working Distance: 1.5m~6m (It can be set at a scale of 10cm)

Easy to Upgrade

HDC-9000/PF can be upgraded automatically simply by uploading the new software to the USB memory and plugging it into the USB slot.

System Integration

HDC-9000N/PF can be synchronized and integrated with the HUVITZ Digital Refractor HDR-7000 for a more convenient, faster visual acuity test.
All the functions of the HDC-9000N/PF chart can also be operated from the control panel of the HDR-7000.

A wireless interface IR connection option is offered at your convenience to make the installation easy

Convenient User Menu


The HDC-9000N/PF features a user-friendly menu structure and special visual functions testing.



Most Powerful Visual Acuity System Supporting a Variety of Charts

Various Types of Standard Visual Acuity Charts

The more than 100 various charts for the HDC-9000N/PF support all manners of tests for the visual acuity and visual function.
Standard charts include tests such as Letter, Number, Landolt C, Snellen E, Children chart and other specialty charts as well.



Polarized Charts and Functional Charts

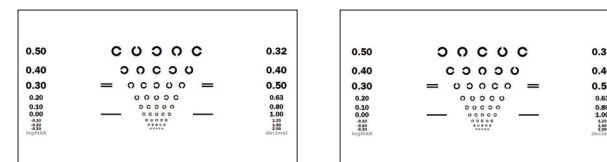
HDC-9000N/PF provides a variety of polarized charts that can be applied to many types of tests using the Cross Cylinder, Red/Green, Polarization and other special lenses such as the Binocular Vision Test, Stereoscopic Vision Test, Heterophoria / Heterotropia Test, Binocular Balance Test, Fusion and Suppression Test, Aniseikonia Test and more.

Smart Display Function

The HDC-9000N/PF provides single letter and horizontal / vertical line masking with the image always displayed in the center of the screen.
This function prevents test errors caused by memorizing the position of characters in advance by patients.

Standardized ETDRS

HDC-9000N/PF offers the ETDRS acuity at various test distances and a wide variety of ETDRS LogMAR tests are also available. (ETDRS acuity testing has become the worldwide standard for visual acuity testing replacing the Snellen and Sloan acuity tests.)



Color Vision Test

HDC-9000N/PF presents 12 charts for testing Color Blindness and 9 charts for classifying the level of visual inability



Vergence Test

The improved effect for the visual function can be expected by measuring the convergence and divergence power as it helps the eye move through the vergence chart.

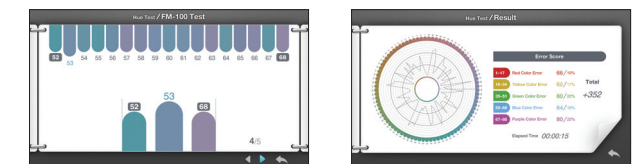
Contrast Sensitivity Test

The HDC-9000N/PF also has a function to measure contrast sensitivity at various levels using letter charts and the bar.
The results of tests are analyzed and displayed providing the patient with more details and a professional and analytical diagnosis.



Hue Test

For the color blindness test, the HDC-9000N/PF supports the professional test consisting of 85 color charts diversified by wavelength and the simple test of 15 color charts.




Dynamic Visual Acuity Test

HDC-9000N/PF supports the high quality dynamic visual acuity testing with ocular pursuit training and saccadic eye movement training.



Stereoscopic Vision Test

Various types of Stereoscopic vision testing charts provide standards for deficiency diagnosis.



Amsler Grid Test

The macular degeneration can be checked by the amsler grid on the HDC-9000N/PF.

Playing Video and Image Slide Function

The HDC-9000N/PF shows patients the examples that can explain diversified refractive errors such as myopia, hyperopia, and astigmatism.

It is also possible to play video or display images stored to the USB memory at user preference. This can be used to advertise the optical shop during the screen saver mode.